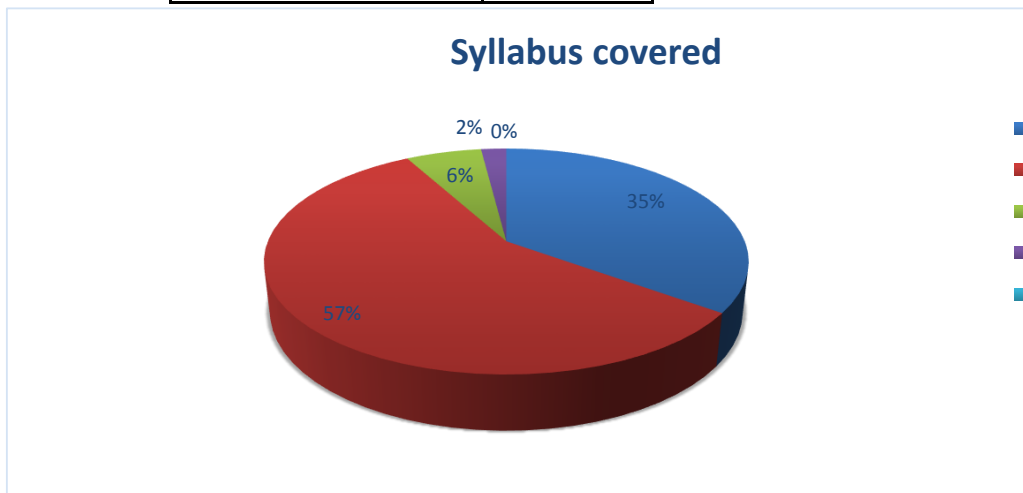


VISHWASRAO RANSING COLLEGE (Arts, Commerce & Science)
CRITERIA - II 2018-19
STUDENTS SATISFACTORY SURVEY

Que.1

HOW MUCH OF THE SYLLABUS IS COVERED IN THE CLASS ?

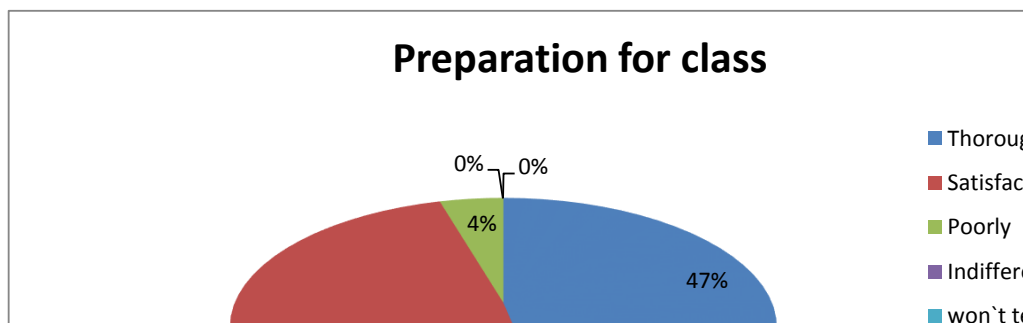
Criteria	Students
85- 100%	35
70-84%	57
55-69%	6
30-54%	2
BELOW 30%	0
Total	111

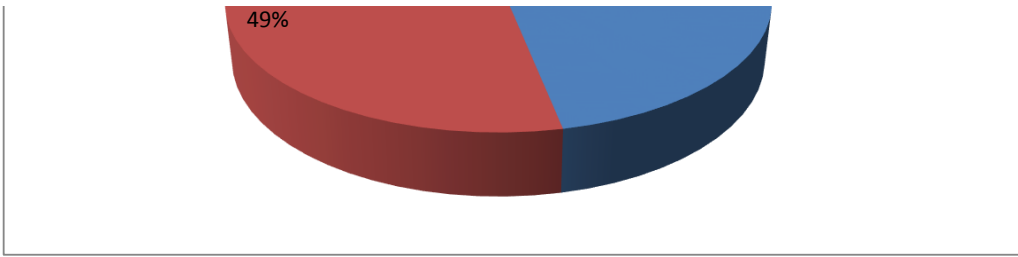


Que.2

HOW WELL DID THE TEACHRES PREPARE FOR THE CLASSES ?

Criteria	Students
Thoroughly	52
Satisfactorily	54
Poorly	5
Indifferently	0
won't teach at all	0
Total	111

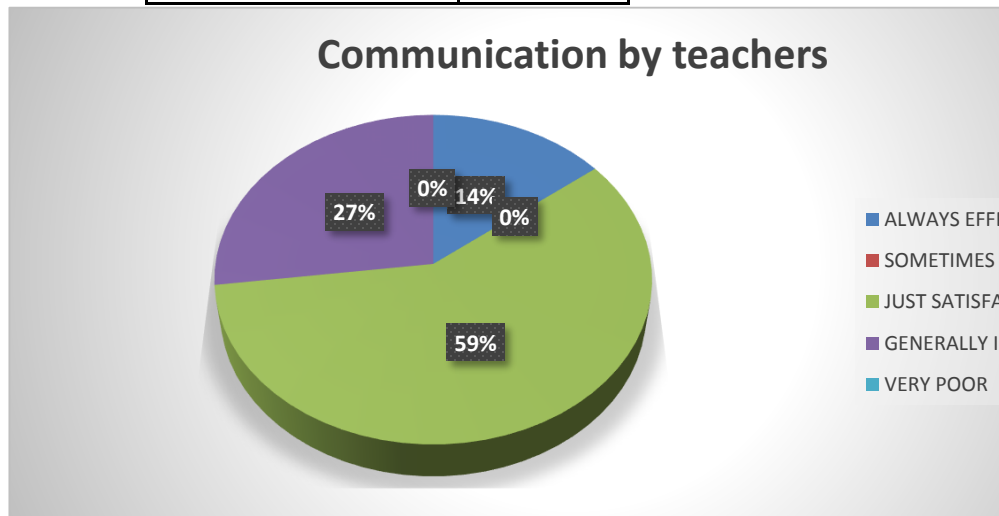




Que.3

HOW WELL WERE THE TEACHERS ABLE TO COMMUNICATE ?

CRITERIA	STUDENTS
ALWAYS EFFECTIVE	16
SOMETIMES EFFECTIVE	0
JUST SATISFACTORILY	65
GENERALLY INEFFECTIVE	30
VERY POOR	0
Total	111

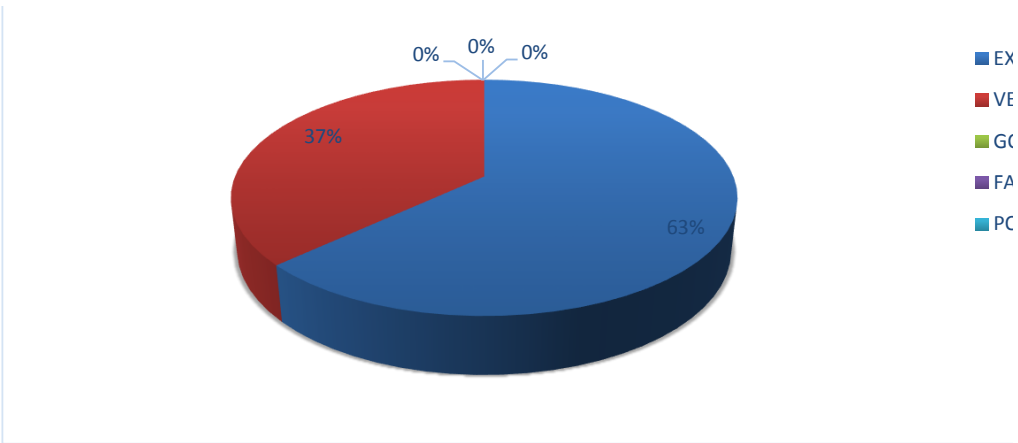


Que. 4

THE TEACHRES APPROCH TO TEACHING CAN BEST BE DECRIBED AS?

CRITERIA	STUDENTS
EXCELLENT	70
VERY GOOD	41
GOOD	0
FAIR	0
POOR	0
Total	111

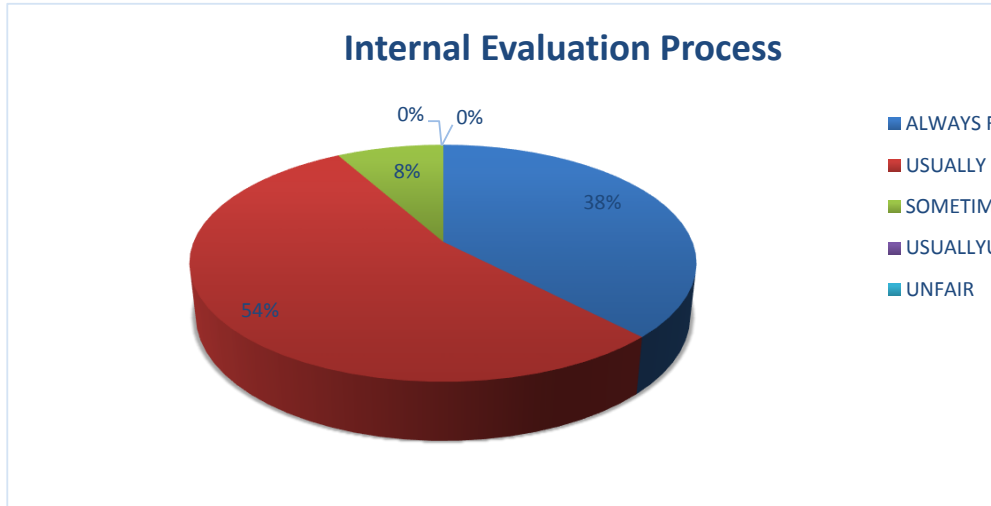
Teacher`s Approach to Teaching



Que. 5

FAIRNESS OF INTERNAL EVALUATION PROCESS BY THE TEACHERS?

CRITERIA	STUDENTS
ALWAYS FAIR	42
USUALLY FAIR	60
SOMETIMES UNFAIR	9
USUALLYU UNFAIR	0
UNFAIR	0
Total	111

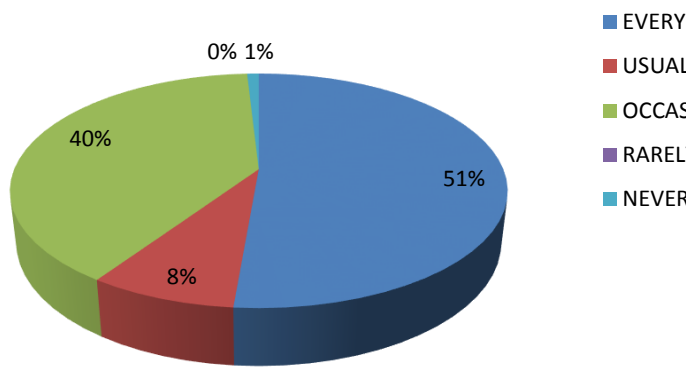


Que. 6

WAS YOUR PERFORMANCE IN ASSIGNMENTS DISCUSS WITH YOU?

Criteria	Students
EVERY TIME	57
USUALLY	9
OCCASIONALLY	44
RARELY	0
NEVER	1
Total	111

Performance Discussion

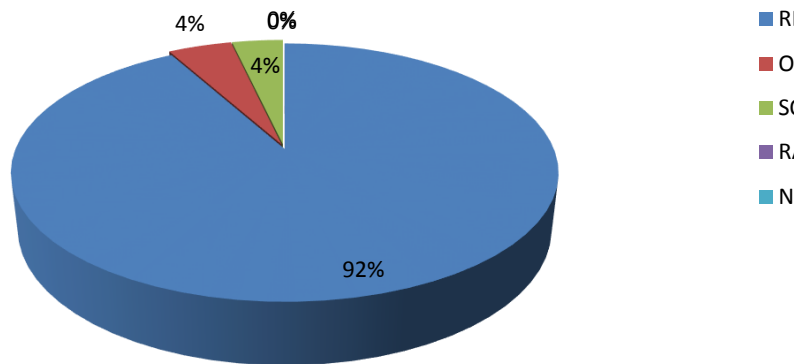


Q7

THE INSTITUTE TAKES ACTIVE INTEREST IN PRAMOTING INTERNSHIP ,STUDENT

Criteria	Students
REGULARLY	102
OFTEN	5
SOMETIMES	4
RARELY	0
NEVER	0
Total	111

Active Interest for opportunities

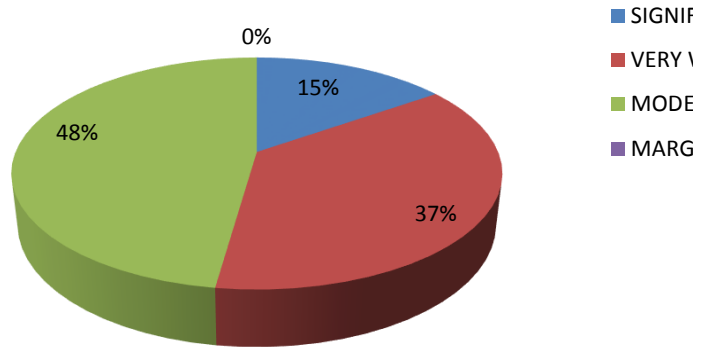


Q8

THE TEACHING AND MENTORING PROCESS IN YOUR INSTITUTION FACILITATES

Criteria	Students
SIGNIFICANTLY	17
VERY WELL	41
MODERATELY	53
MARGINALY	0
Total	111

Teaching & Mentoring Process

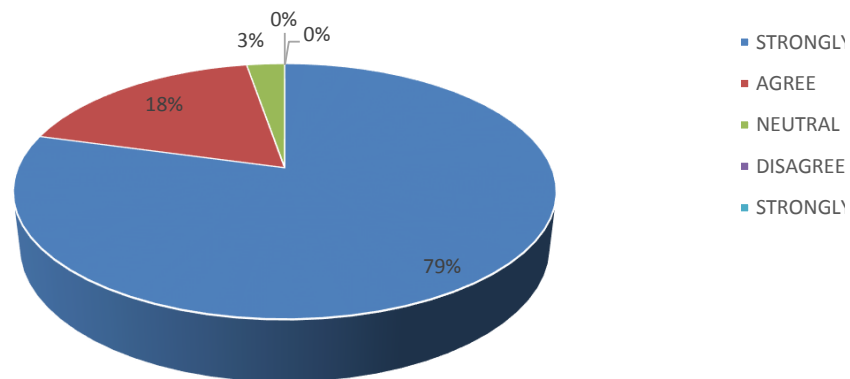


Q9

THE INTSITUTION PROVIDES MULTIPLE OPPORTUNITY TO LEARN AND GROW?

Criteria	Students
STRONGLY AGREE	88
AGREE	20
NEUTRAL	3
DISAGREE	0
STRONGLY DISAGREE	0
Total	111

Opportunity to learn & grow

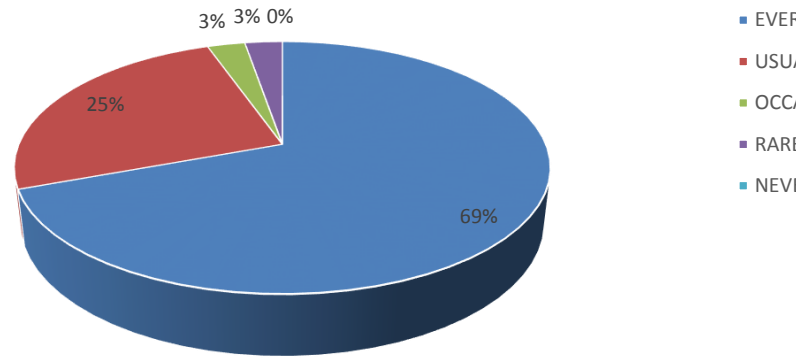


que. 10

Teachers inform you about your expected competencies, course outcomes & p

Criteria	Students
EVERY TIME	77
USUALLY	28
OCCASIONALLY	3
RARELY	3
NEVER	0
Total	111

Information about competencies & outcomes

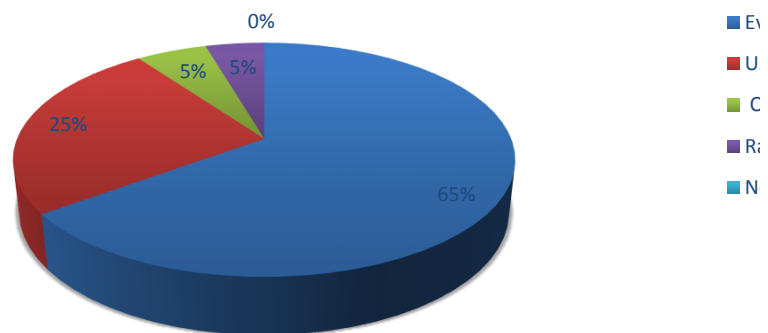


Que. 11

Your mentor does a necessary follow up with an assigned task to you

Criteria	Students
Every time	72
Usually	28
Occasionally	6
Rarely	5
Never	0
Total	111

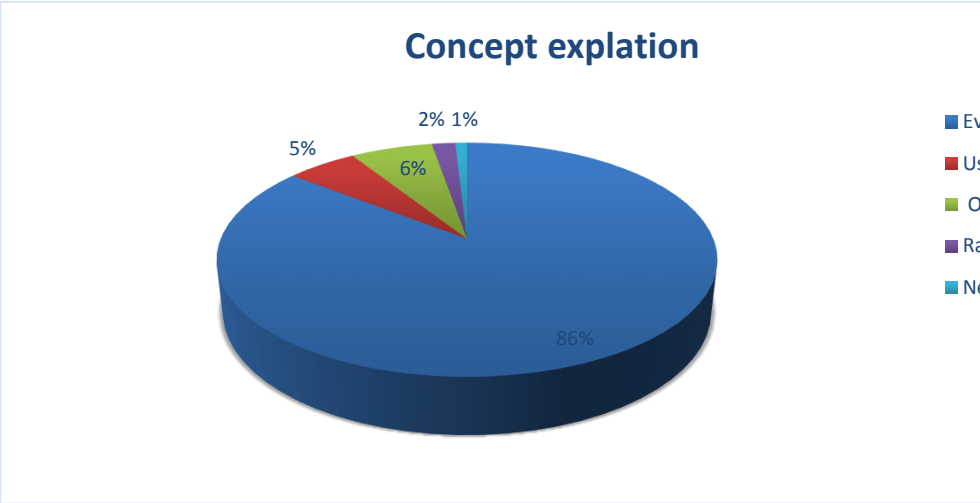
Mentor`s follow up



Que.12

The teachers illustrate the concepts through examples and applications

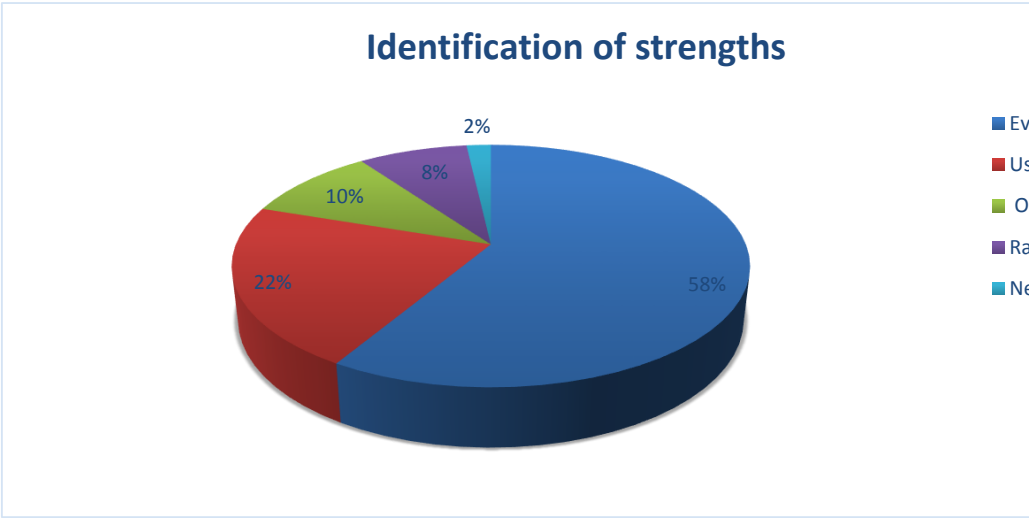
Criteria	Students
Every time	95
Usually	6
Occasionally	7
Rarely	2
Never	1
Total	111



que. 13

The teachers identify your strengths & encourage you with providing right level

Criteria	Students
Every time	65
Usually	24
Occasionally	11
Rarely	9
Never	2
Total	111

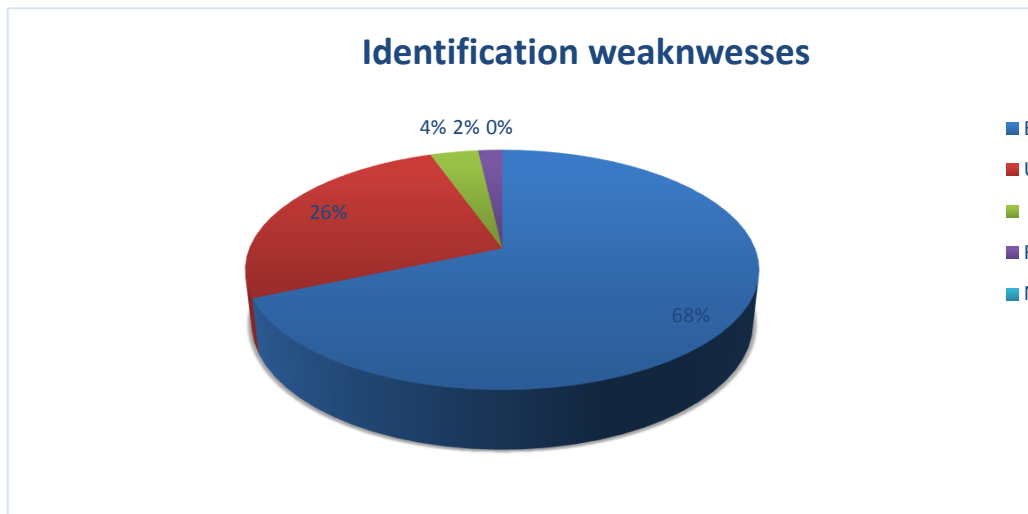


que. 14

Teachers are able to identify your weaknesses and help you to overcome them

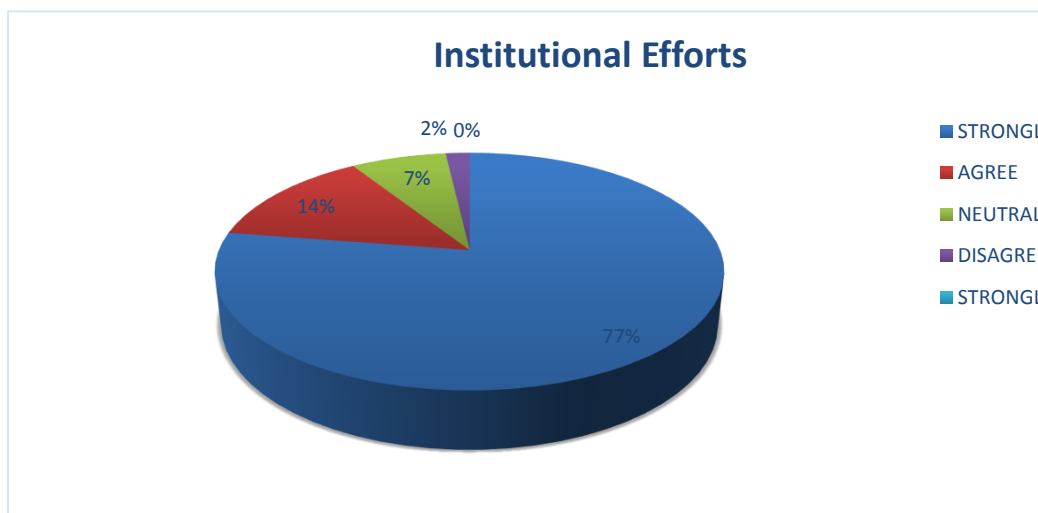
Criteria	Students
Every time	76
Usually	29
Occasionally	4
Rarely	2

Never	0
Total	111



Que. 15 The institution makes effort to engage students in the monitoring , review and c quality improvement of the teaching learning process

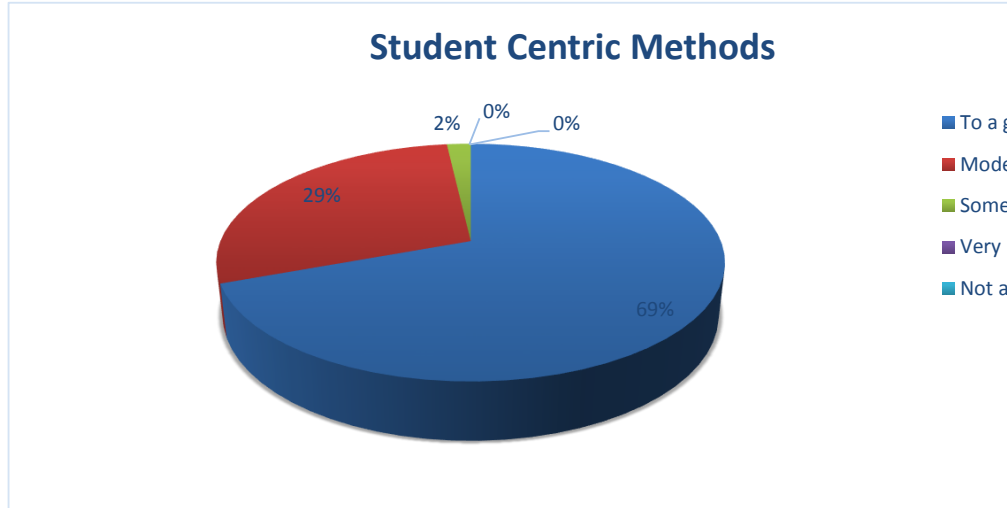
Criteria	Students
STRONGLY AGREE	86
AGREE	15
NEUTRAL	8
DISAGREE	2
STRONGLY DISAGREE	0
Total	111



Que. 16 The institute/ teachers use student centric methods such as experiential learni participative learning & problem solving methodologies for enhancing learning

Criteria	Students
----------	----------

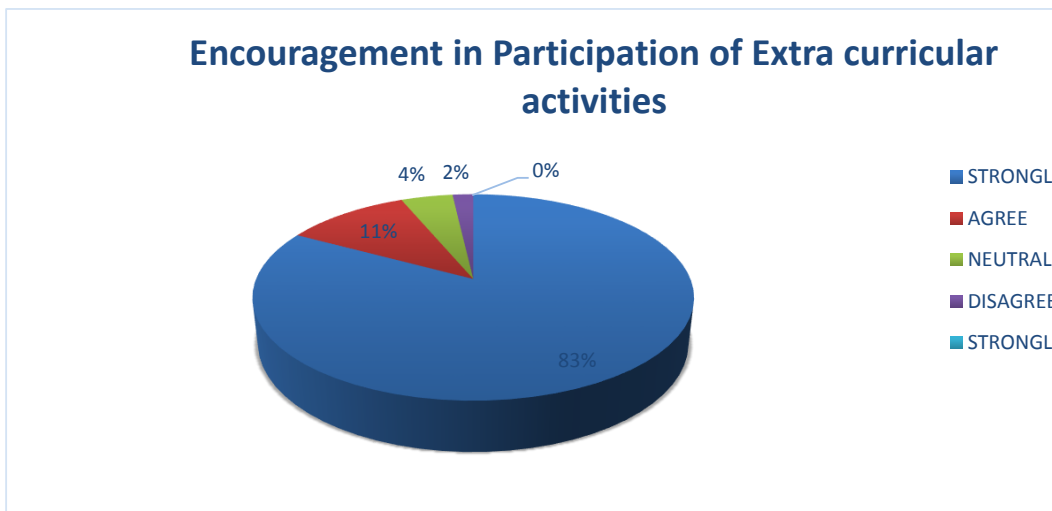
To a great extent	77
Moderate	32
Some what	2
Very little	0
Not at all	0
Total	111



que. 17

Teachers encourage you to participate in extra curricular activities.

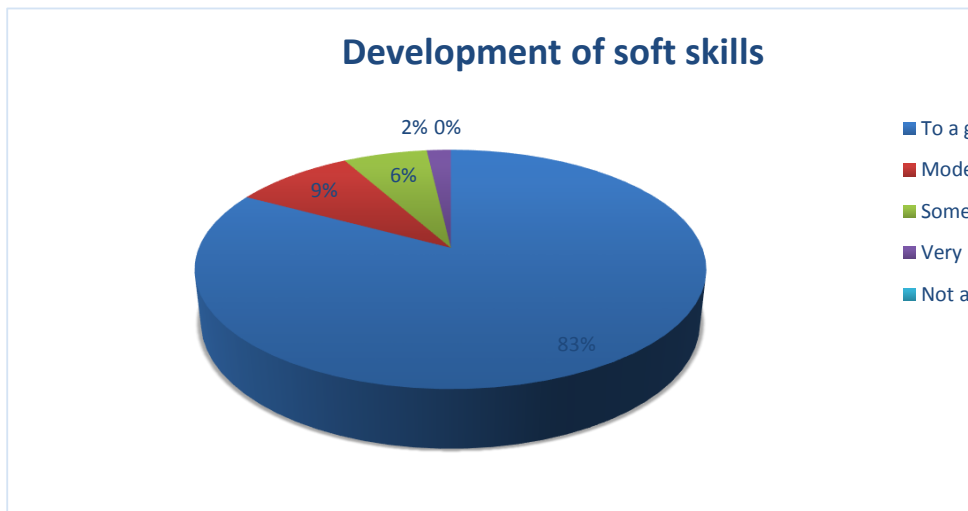
Criteria	Students
STRONGLY AGREE	92
AGREE	12
NEUTRAL	5
DISAGREE	2
STRONGLY DISAGREE	0
Total	111



que. 17

Efforts are made by the institute / teachers to inculcate soft skills, life skills & employability skills to make you ready for the world or work.

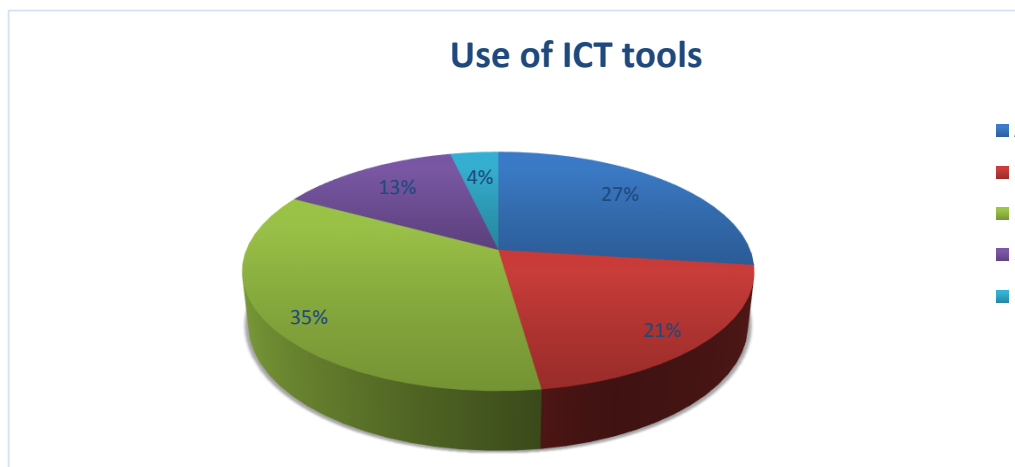
Criteria	Students
To a great extent	92
Moderate	10
Some what	7
Very little	2
Not at all	0
Total	111



que. 18

What percentage of teachers use ICT tools such as LCD projector, multimedia e

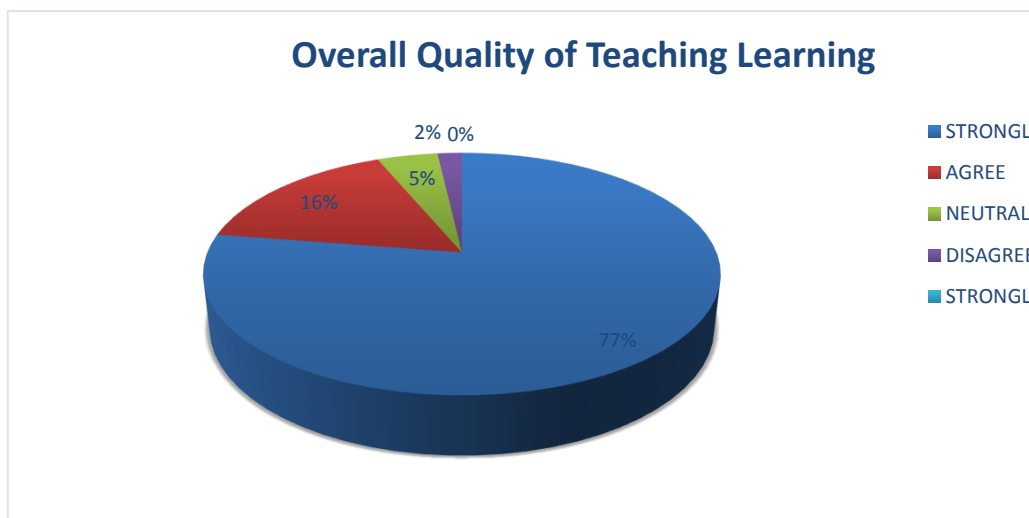
Criteria	Students
Above 90 %	30
70 - 89	23
50 - 69	39
30 - 49	15
Below 29	4
Total	111



que. 19

The overall quality of teaching- learning in your institute is very good.

Criteria	Students
STRONGLY AGREE	86
AGREE	18
NEUTRAL	5
DISAGREE	2
STRONGLY DISAGREE	0
Total	111



CONCLUSION

- 1 Averagely 92% students out of 111 are agreed to covered syllabus in the clas
- 2 students agreed that the teachers explain the topics by examples and applicati
- 3 The students coomunicate and discuss the problems with the teachers satisfaci
- 4 The teaching approach of teachers towards teaching is good.
- 5 the teachers informed students about the course otcome always .The evaluatic
- 6 The teachers usually takes follow -up the assigned task to the students.
- 7 The institute/ teachers arranges field visits.
- 8 The teaching & learning process helps the students to develop social & emotio
- 9 The institution provides the students many Oppprtunities to learn and grow in
- 10 The library resources and information is usually sufficient to meet the need of s
- 11 The performance of the majority of the students in assignments is discussed wi
- 12 The faculty members are punctual in teaching.
- 13 Very few teachers use ICT tools for teaching.
- 14 .The teachers always find the weaknesses of the students and help them to ove
- 15 The institute makes efforts for continuous quality improvement of the student:
- 16 The teaching process of the every department is on avarage.
- 17 The teachers always encourage students to participate in extra curriculare acti
- 18 The behaviour of the faculty member in each department is very good.
- 19 The teachers strongly agree to use students centric methods .

85- 100%

70-84%

55-69%

30-54%

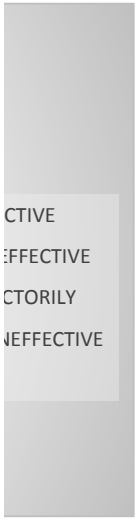
BELOW 30%

hly


orily

ntly

ach at all



CTIVE
:FFECTIVE
CTORILY
JEFFECTIVE



CELLENT
ERY GOOD
OOD
AIR
DOR

AIR
AIR
ES UNFAIR
UNFAIR

' TIME
LLY
SIONALLY
.Y
R

S EXCHANGE ,FIELD VISIT OPPORTUNITIES FOR THE STUDENTS ?

EGULARLY
IFTEN
OMETIMES
ARELY
IEVER

YOU IN COGNITIVE,SOCIAL AND EMOTIONAL GROWTH ?

SIGNIFICANTLY
WELL
MODERATELY
SLIGHTLY

STRONGLY AGREE
:
STRONGLY DISAGREE

programme outcomes

RY TIME
ALLY
ASIONALLY
ELY
ER

very time
usually
Occasionally
rarely
never

very time
sually
occasionally
arely
ever

el of challenges.

very time
sually
occasionally
arely
ever

very time
usually
occasionally
rarely
never

continuous

Y AGREE

Y DISAGREE

ng,
experiences.

reat extent

rate

what

ttle

:all

' AGREE

' DISAGREE

reat extent
rate
what
ttle
: all

tc. while teaching.

bove 90 %
'0 - 89
'0 - 69
'0 - 49
below 29

/ AGREE

/ DISAGREE

is .
ions
torily.

on of internal assessment is usually fair.

nal attitude.
the life.
students.
ith them .

ercome the weaknesses
s.

vities