

**VISHWASRAO RANSING COLLEGE ( Arts, Commerce & Science)**

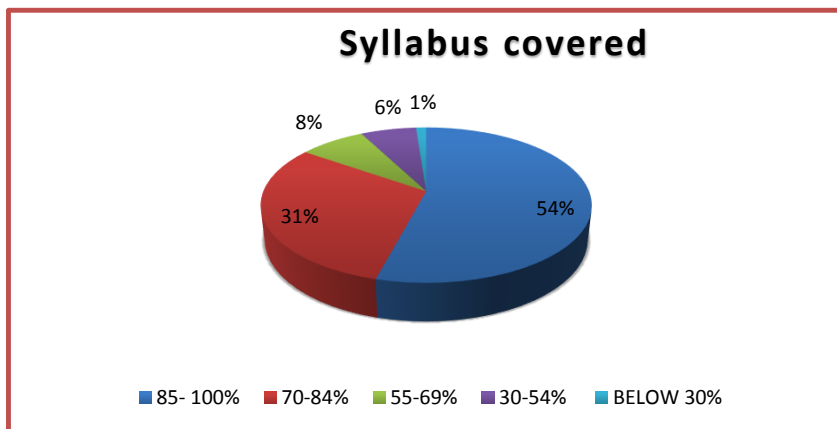
**CRITERIA - II 2019-20**

**STUDENTS SATISFACTORY SURVEY**

An online student satisfactory survey of 170 students of FYBCOM, SYBCOM, TYBCOM M.COM.I , M.COM II  
FYBA, SYBA TYBA , FYBSC , SYBSC, and TYBSC is conducted during the academic year 2019-20

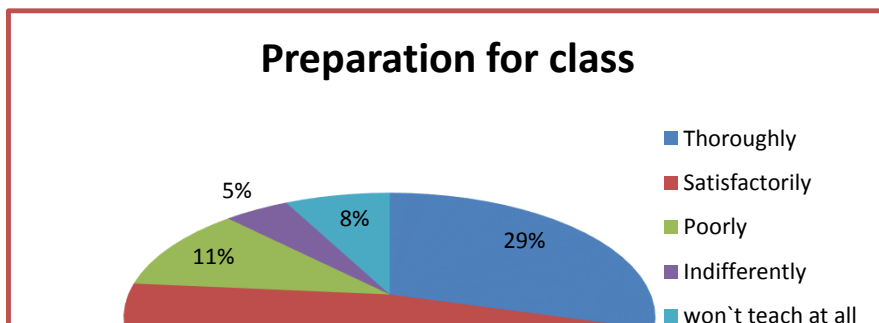
**Q.1 HOW MUCH OF THE SYLLABUS IS COVERED IN THE CLASS ?**

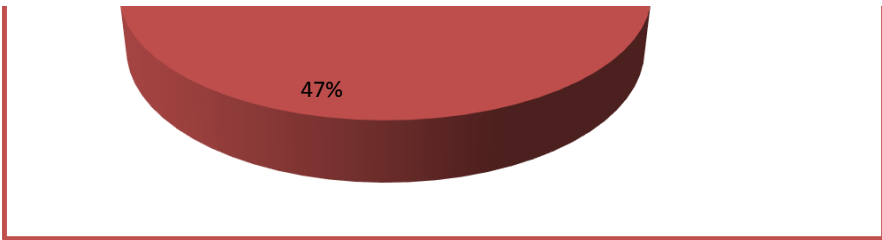
Criteria	Students
85- 100%	92
70-84%	52
55-69%	13
30-54%	11
BELOW 30%	2
Total	170



**Q.2 HOW WELL DID THE TEACHERS PREPARE FOR THE CLASSES ?**

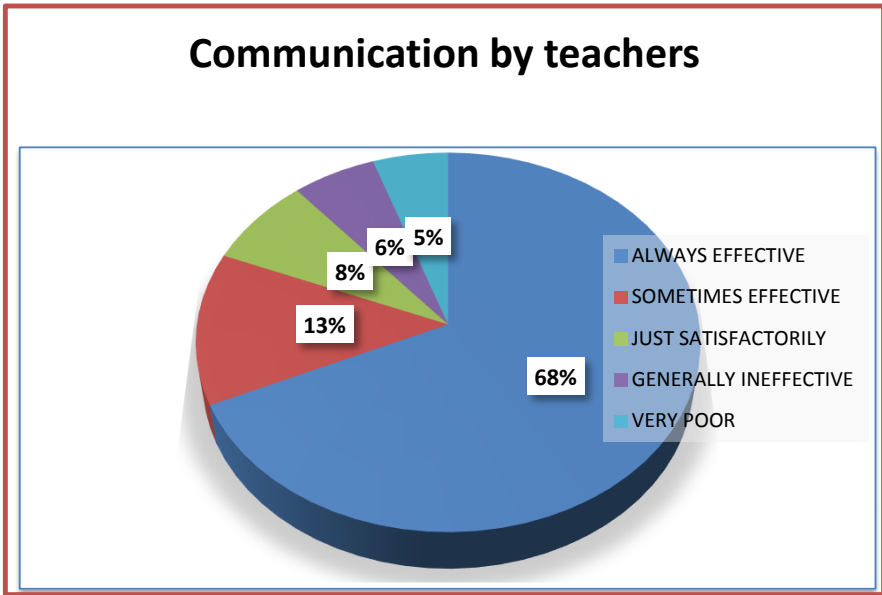
Criteria	Students
Thoroughly	50
Satisfactorily	80
Poorly	19
Indifferently	8
won't teach at all	13
Total	170





Q4: HOW WELL WERE THE TEACHERS ABLE TO COMMUNICATE ?

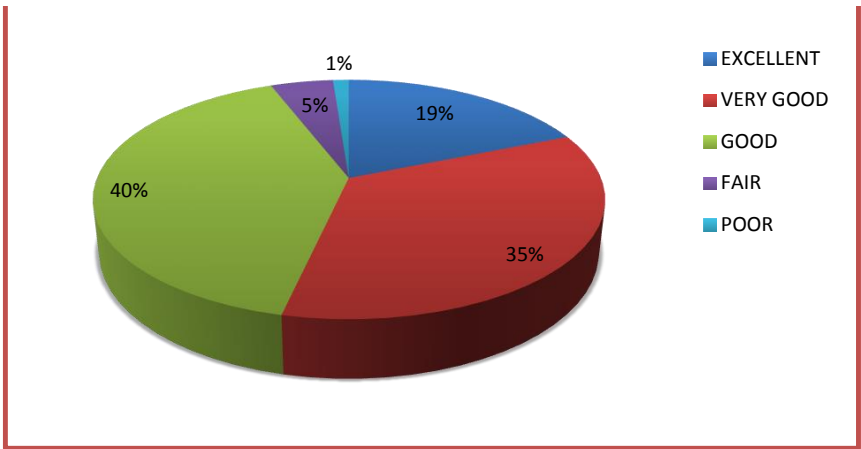
CRITERIA	STUDENTS
ALWAYS EFFECTIVE	116
SOMETIMES EFFECTIVE	22
JUST SATISFACTORILY	13
GENERALLY INEFFECTIVE	10
VERY POOR	9
Total	170



Q4: THE TEACHERS APPROCH TO TEACHING CAN BEST BE DECRIBED AS?

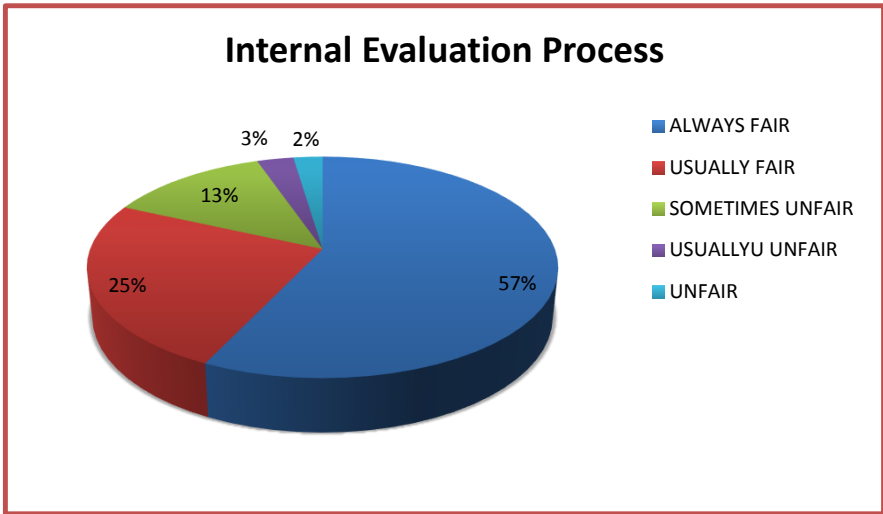
CRITERIA	STUDENTS
EXCELLENT	32
VERY GOOD	59
GOOD	69
FAIR	8
POOR	2
Total	170

### Teacher`s Approach to Teaching



Q10: FAIRNESS OF INTERNAL EVALUATION PROCESS BY THE TEACHERS?

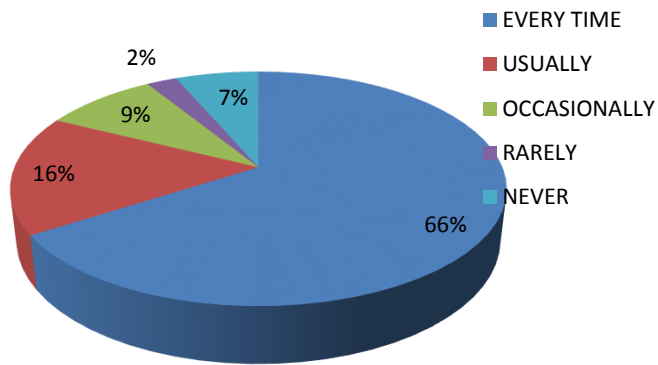
CRITERIA	STUDENTS
ALWAYS FAIR	97
USUALLY FAIR	42
SOMETIMES UNFAIR	22
USUALLY UNFAIR	5
UNFAIR	4
Total	170



Q11: WAS YOUR PERFORMANCE IN ASSIGNMENTS DISCUSS WITH YOU?

Criteria	Students
EVERY TIME	112
USUALLY	28
OCCASIONALLY	15
RARELY	4
NEVER	11
Total	170

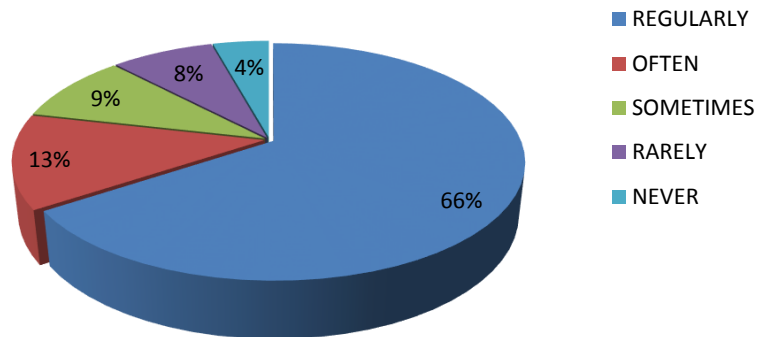
### Performance Discussion



Q7 THE INSTITUTE TAKES ACTIVE INTEREST IN PRAMOTING INTERNSHIP ,STUDENTS EXCHANGE ,FIELD VISIT (

Criteria	Students
REGULARLY	92
OFTEN	18
SOMETIMES	13
RARELY	11
NEVER	6
Total	170

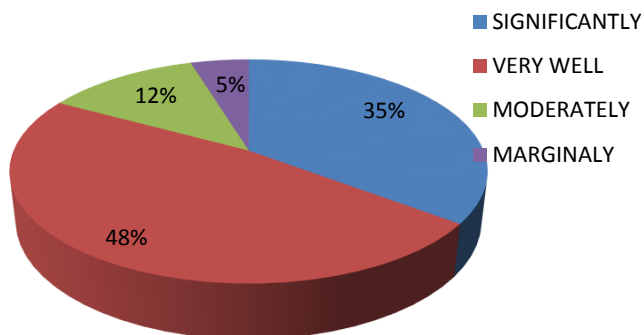
### Active Interest for opportunities



Q8 THE TEACHING AND MENTORING PROCESS IN YOUR INSTITUTION FACILITATES YOU IN COGNITIVE,SOCIA

Criteria	Students
SIGNIFICANTLY	60
VERY WELL	81
MODERATELY	21
MARGINALY	8
Total	170

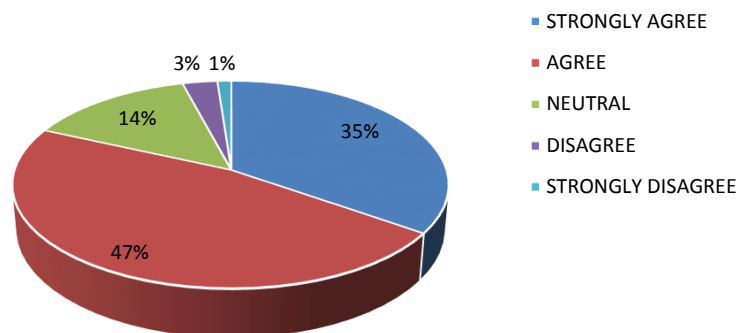
## Teaching & Mentoring Process



Q9 THE INTSITUTION PROVIDES MULTIPLE OPPORTUNITY TO LEARN AND GROW?

Criteria	Students
STRONGLY AGREE	59
AGREE	80
NEUTRAL	24
DISAGREE	5
STRONGLY DISAGREE	2
Total	170

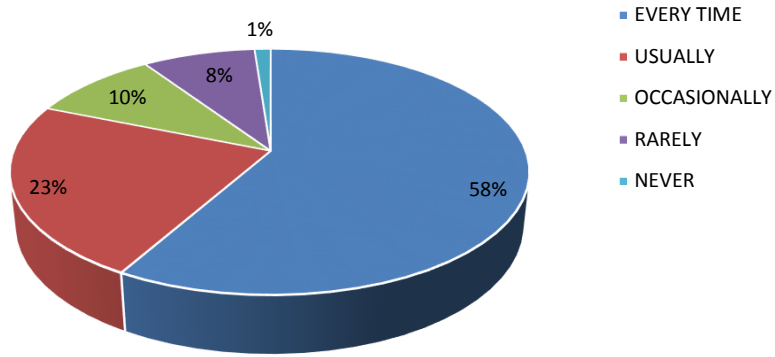
## Opportunity to learn & grow



que Teachers inform you about your expected competencies, course outcomes & programme outcomes

Criteria	Students
EVERY TIME	99
USUALLY	39
OCCASIONALLY	16
RARELY	14
NEVER	2
Total	170

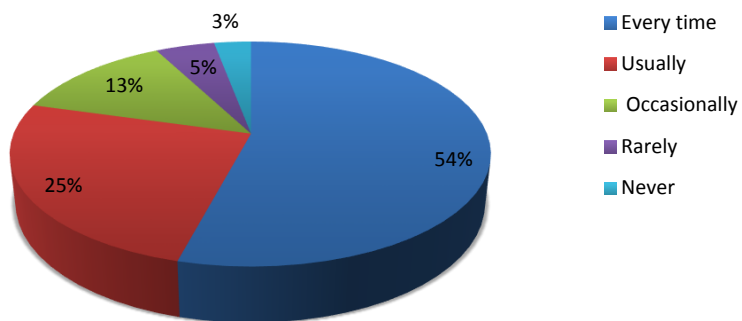
### Information about competencies & outcomes



Q1 Your mentor does a necessary follow up with an assigned task to you

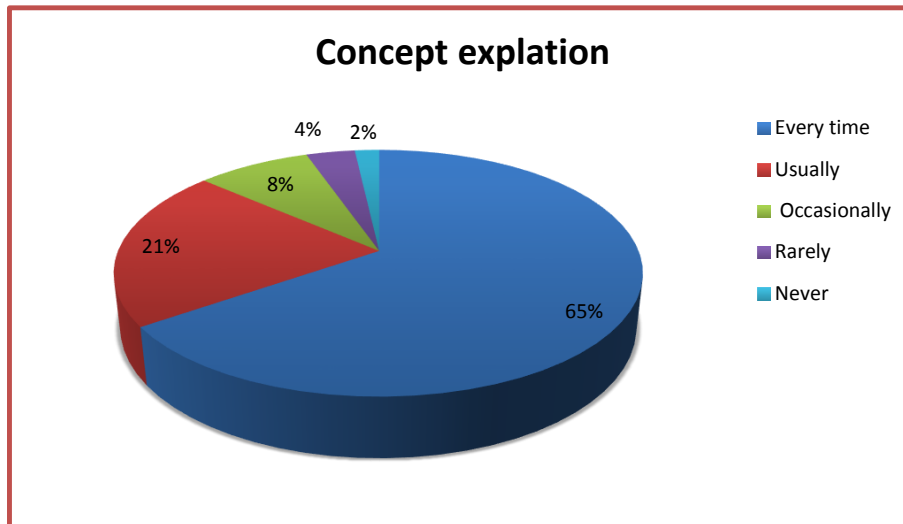
Criteria	Students
Every time	92
Usually	43
Occasionally	22
Rarely	8
Never	5
Total	170

### Mentor`s follow up



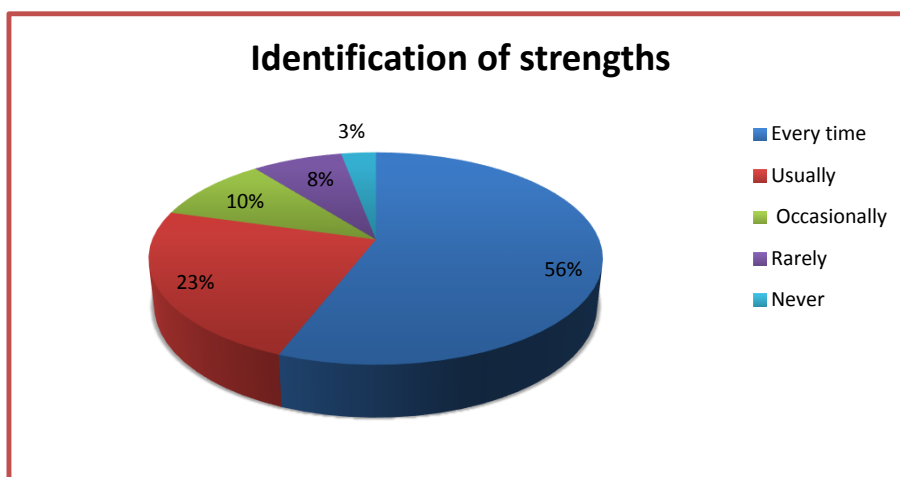
Q2 The teachers illustrate the concepts through examples and applications

Criteria	Students
Every time	111
Usually	36
Occasionally	14
Rarely	6
Never	3
Total	170



que The teachers identify your strengths & encourage you with providing right level of challenges.

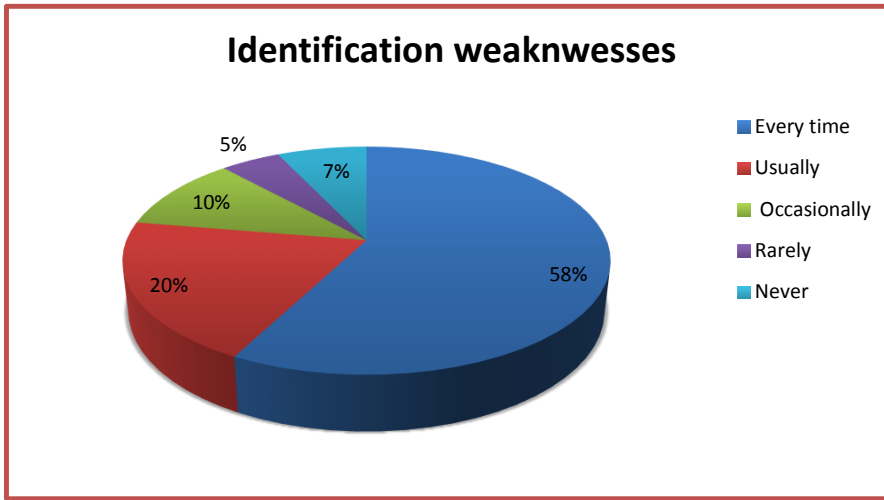
Criteria	Students
Every time	95
Usually	40
Occasionally	17
Rarely	13
Never	5
Total	170



que Teachers are able to identify your weaknesses and help you to overcome them.

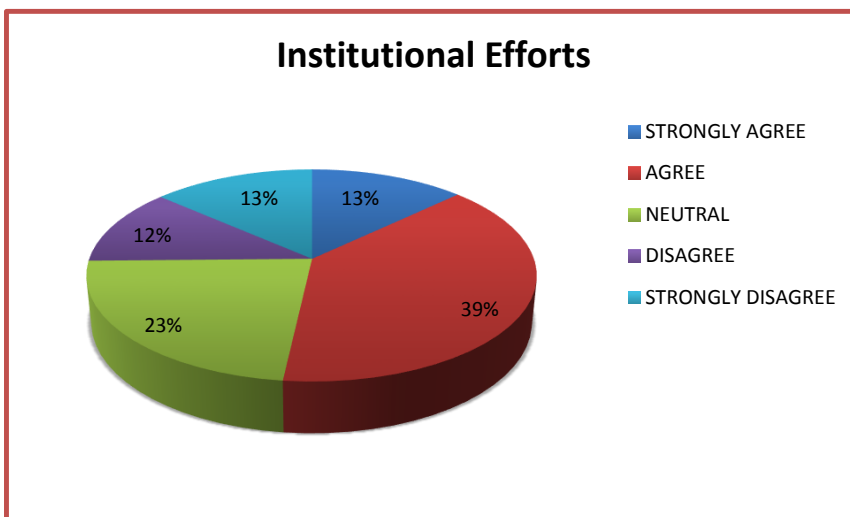
Criteria	Students
Every time	98
Usually	34
Occasionally	18
Rarely	8

Never	12
Total	170



Q4 The institution makes effor to engage students in the monitoring , review and continuous quality improvement of the teaching learning process

Criteria	Students
STRONGLY AGREE	22
AGREE	66
NEUTRAL	39
DISAGREE	20
STRONGLY DISAGREE	23
Total	170

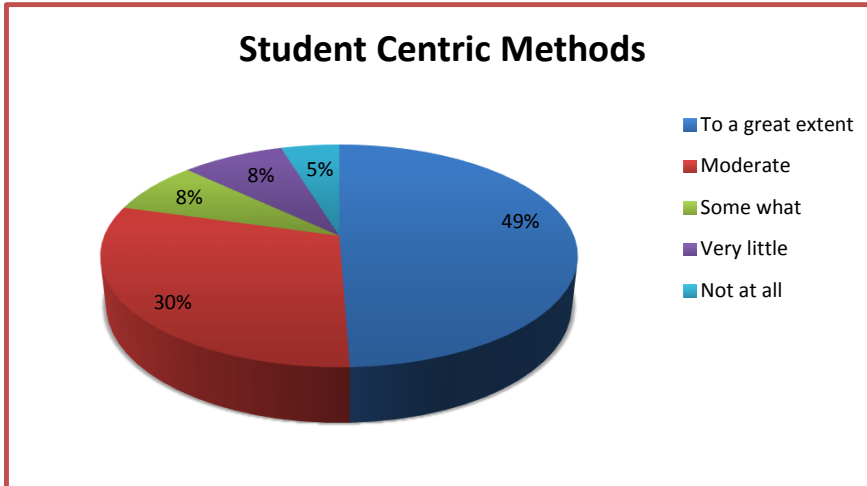


Q5 The institute/ teachers use student centric methods such as experiential learning, participative learning & problem solving methodologies for enhancing learning experiences.

Criteria	Students
----------	----------

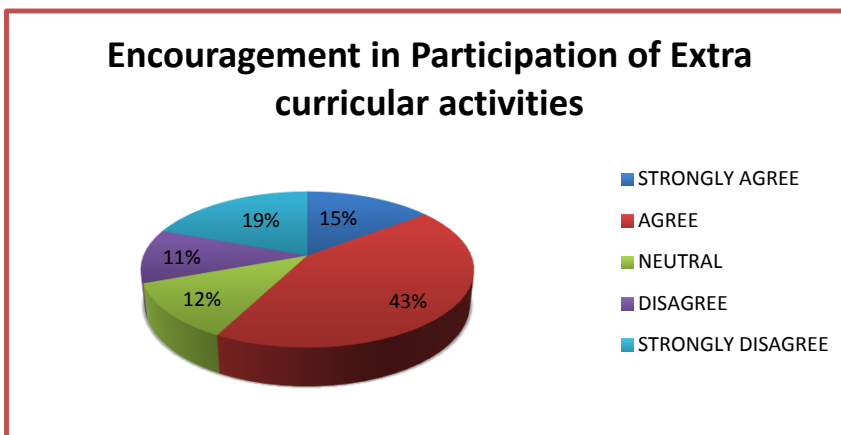


To a great extent	84
Moderate	51
Some what	13
Very little	14
Not at all	8
Total	170



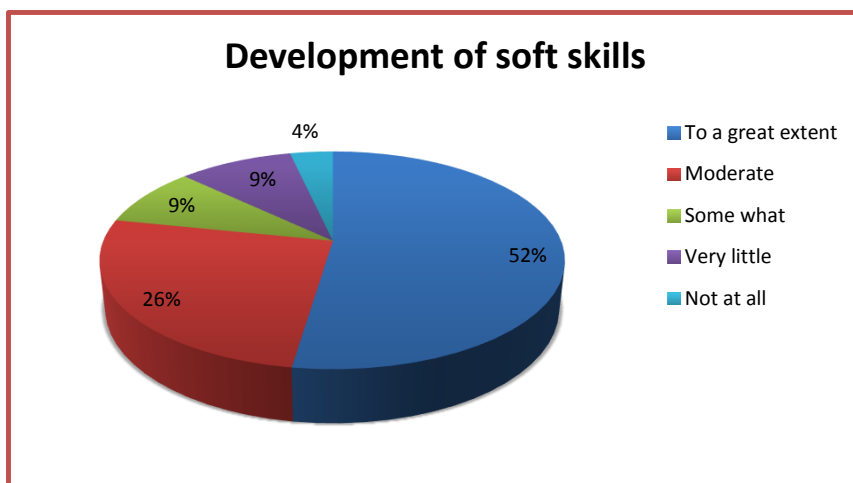
que Teachers encourage you to participate in extra curricular activities.

Criteria	Students
STRONGLY AGREE	25
AGREE	73
NEUTRAL	20
DISAGREE	19
STRONGLY DISAGREE	33
Total	170



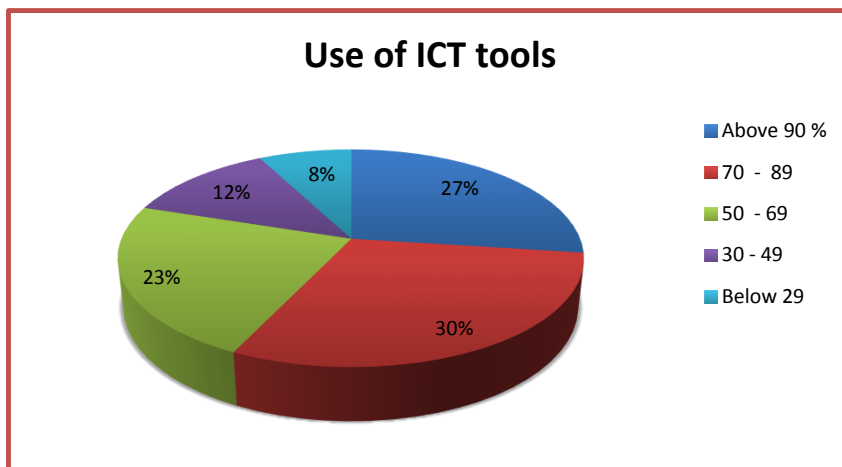
que Efforts are made by the institute / teachers to inculcate soft skills, life skills & employability skills to make you ready for the world or work.

Criteria	Students
To a great extent	89
Moderate	44
Some what	15
Very little	16
Not at all	6
Total	170



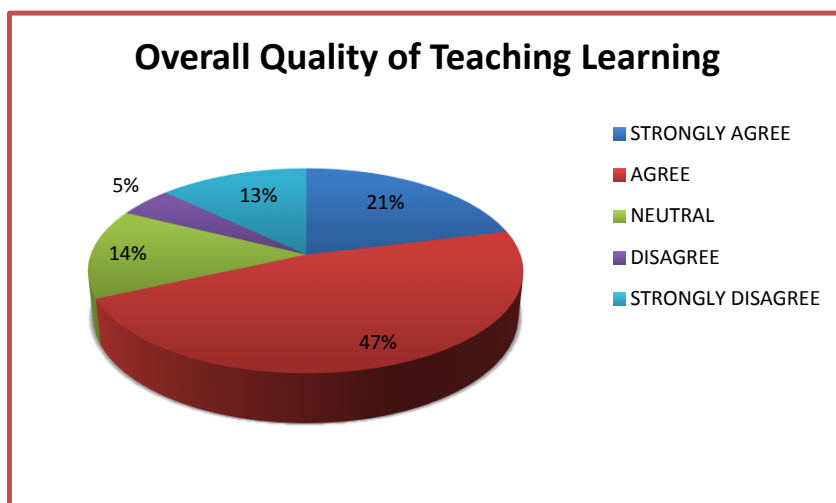
que What percentage of teachers use ICT tools such as LCD projector, multimedia etc. while teaching.

Criteria	Students
Above 90 %	46
70 - 89	51
50 - 69	39
30 - 49	21
Below 29	13
Total	170



que The overall quality of teaching- learning in your institute is very good.

Criteria	Students
STRONGLY AGREE	36
AGREE	80
NEUTRAL	24
DISAGREE	8
STRONGLY DISAGREE	22
Total	170



## CONCLUSIONS

- 1 Averagely 90% students out of 170 are agreed for covering of syllabus in the class .
- 2 The faculty members are punctual in teaching and well prepared
- 3 The students communicate and discuss the problems with the teachers satisfactorily.
- 4 The teaching approach of teachers towards teaching is good.
- 5 The evaluation of internal assessment is usually fair.
- 6 The teachers usually takes follow -up the assigned task to the students.
- 7 The institute/ teachers arranges field visits.
- 8 The teaching & learning process helps the students to develop social & emotional attitude.
- 9 The institution provides the students many Opportunities to learn and grow in the life.
- 10 The teachers informed students about the course outcome always
- 11 The performance of the majority of the students in assignments is discussed with them .
- 12 Students agreed that the teachers explain the topics by examples and applications
- 13 The teachers identify strengths of the students & encourage them.
- 14 The teachers always find the weaknesses of the students and help them to overcome the weaknesses
- 15 The institute makes efforts for continuous quality improvement of the students.
- 16 The teachers strongly agree to use students centric methods .
- 17 The teachers always encourage students to participate in extra curricular activities
- 18 Efforts are made by the institute / teachers to inculcate soft skills, life skills
- 19 80 % students are of the opinion that more than 50% teachers use ICT tools such as LCD projector, multimedia
- 20 68 % students out of 170 students are agreed that the overall teaching is good

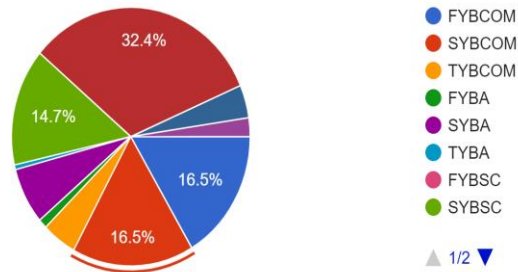
**DATA COLLECTION ONLINE**

**TOTAL NUMBER OF STUDENTS CLASSWISE**

FACULTY	CLASS	NUMBER OF STUDENTS
	FYBA	2
ARTS	SYBA	12
	TYBA	1
	TOTAL	15
COMMERCE	FYBCOM	28
	SYBCOM	28
	TYBCOM	8
	M.COM I	7
	M.COM II	4
	TOTAL	75
SCIENCE	FYBSC	-
	SYBSC	25
	TYBSC	55
	TOTAL	80
	TOTAL	170

CLASS

170 responses









OPPORTUNITIES FOR THE STUDENTS ?

L AND EMOTIONAL GROWTH ?















edia etc. while teaching.