

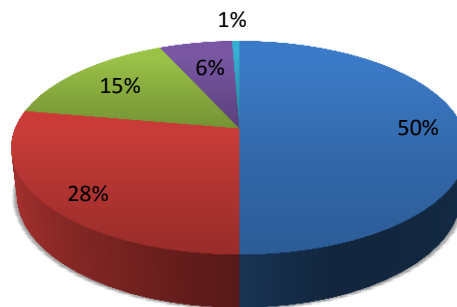
**VISHWASRAO RANSING COLLEGE ( Arts, Commerce & Science)**  
**CRITERIA - II 2020-21**  
**STUDENTS SATISFACTORY SURVEY**

An online student satisfactory survey of 170 students of FYBCOM, SYBCOM, TYBCOM M.COM.I , M.C  
 FYBA, SYBA TYBA , FYBSC , SYBSC, and TYBSC is conducted during the academic year 2020 - 21

**Que.1 HOW MUCH OF THE SYLLABUS IS COVERED IN THE ONLINE LECTURES ?**

| Criteria  | Students |
|-----------|----------|
| 85- 100%  | 81       |
| 70-84%    | 45       |
| 55-69%    | 25       |
| 30-54%    | 10       |
| BELOW 30% | 1        |
| Total     | 162      |

**Syllabus covered**

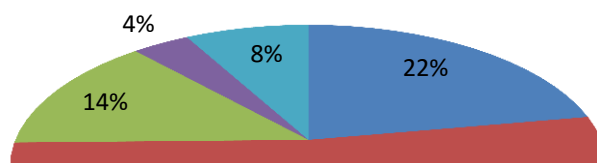


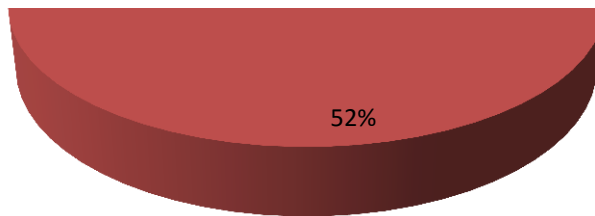
■ 85- 100% ■ 70-84% ■ 55-69% ■ 30-54% ■ BELOW 30%

**Que.2 HOW WELL DID THE TEACHRES PREPARE FOR THE CLASSES ?**

| Criteria           | Students |
|--------------------|----------|
| Thoroughly         | 36       |
| Satisfactorily     | 85       |
| Poorly             | 22       |
| Indifferently      | 6        |
| won't teach at all | 13       |
| Total              | 162      |

**Preparation for class**



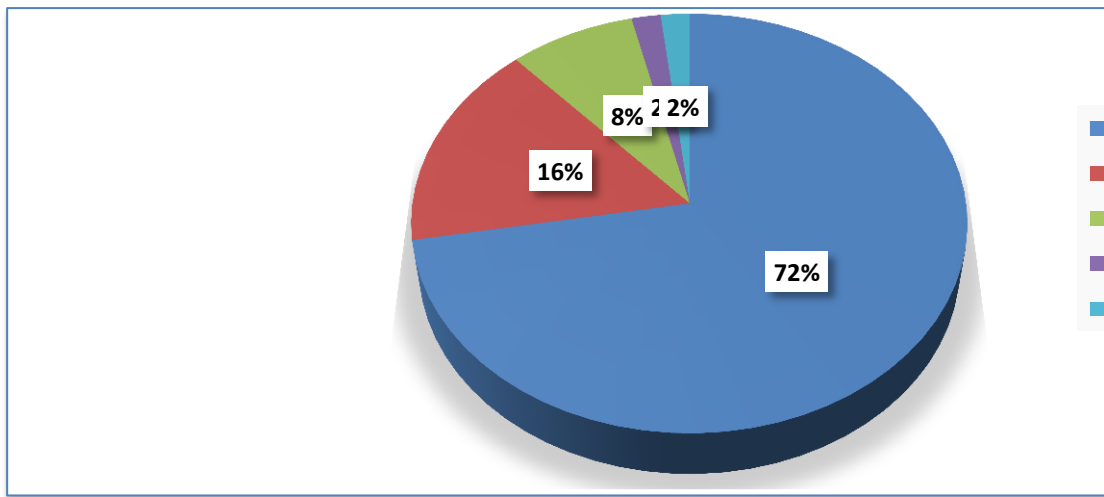


Que.3

HOW WELL WERE THE TEACHERS ABLE TO COMMUNICATE ?

| CRITERIA              | STUDENTS |
|-----------------------|----------|
| ALWAYS EFFECTIVE      | 117      |
| SOMETIMES EFFECTIVE   | 26       |
| JUST SATISFACTORILY   | 13       |
| GENERALLY INEFFECTIVE | 3        |
| VERY POOR             | 3        |
| Total                 | 162      |

### Communication by teachers

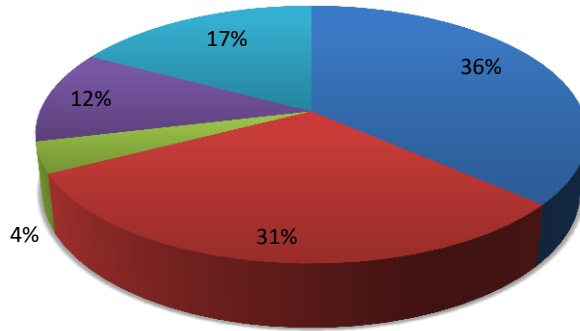


Que. 4

THE TEACHERS APPROCH TO TEACHING CAN BEST BE DESCRIBED AS?

| CRITERIA  | STUDENTS |
|-----------|----------|
| EXCELLENT | 66       |
| VERY GOOD | 56       |
| GOOD      | 7        |
| FAIR      | 21       |
| POOR      | 31       |
| Total     | 162      |

### Teacher`s Approach to Teaching

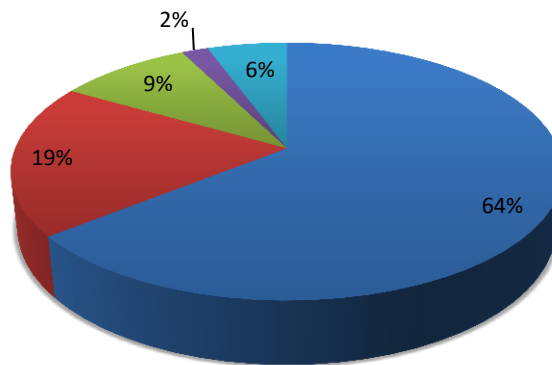


Que. 5

FAIRNESS OF INTERNAL EVALUATION PROCESS BY THE TEACHERS?

| CRITERIA         | STUDENTS |
|------------------|----------|
| ALWAYS FAIR      | 104      |
| USUALLY FAIR     | 31       |
| SOMETIMES UNFAIR | 15       |
| USUALLY UNFAIR   | 3        |
| UNFAIR           | 9        |
| Total            | 162      |

### Internal Evaluation Process

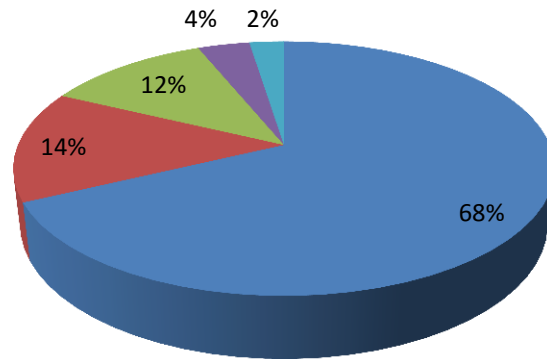


Que. 6

WAS YOUR PERFORMANCE IN ASSIGNMENTS DISCUSS WITH YOU?

| Criteria     | Students |
|--------------|----------|
| EVERY TIME   | 110      |
| USUALLY      | 23       |
| OCCASIONALLY | 19       |
| RARELY       | 6        |
| NEVER        | 4        |
| Total        | 162      |

## Performance Discussion

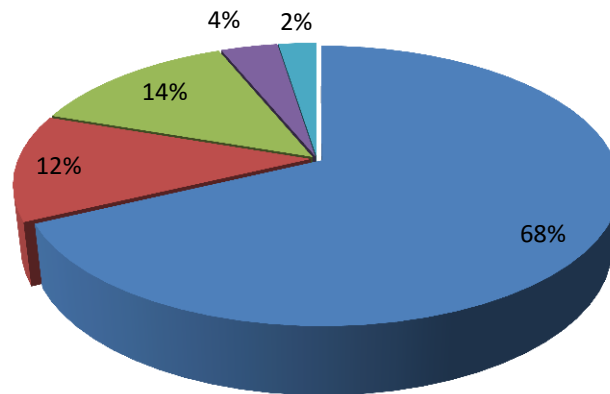


Q7

THE INSTITUTE TAKES ACTIVE INTEREST IN PRAMOTING INTERNSHIP ,STUDENTS E

| Criteria  | Students |
|-----------|----------|
| REGULARLY | 110      |
| OFTEN     | 20       |
| SOMETIMES | 22       |
| RARELY    | 6        |
| NEVER     | 4        |
| Total     | 162      |

## Active Interest for opportunities

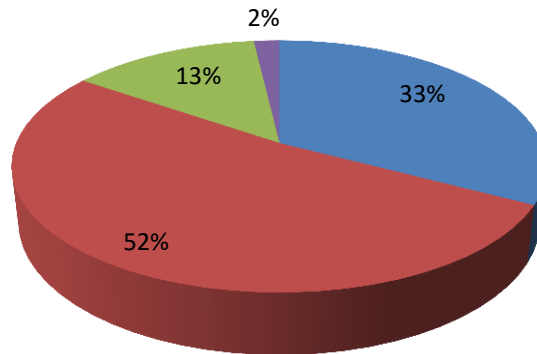


Q8

IS THE TEACHING AND MENTORING PROCESS IN YOUR INSTITUTION FACILITATES '

| Criteria      | Students |
|---------------|----------|
| SIGNIFICANTLY | 53       |
| VERY WELL     | 84       |
| MODERATELY    | 22       |
| MARGINALLY    | 3        |
| Total         | 162      |

## Teaching & Mentoring Process

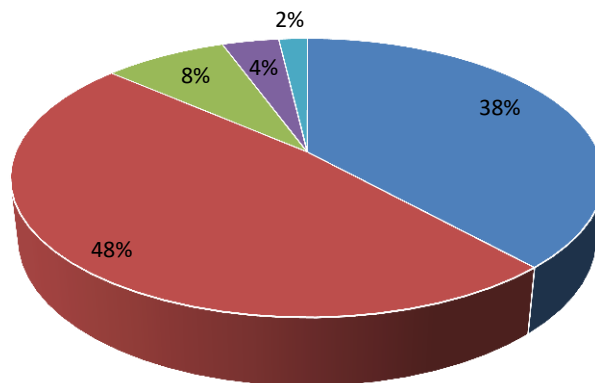


Q9

THE INTSITUTION PROVIDES MULTIPLE OPPORTUNITY TO LEARN AND GROW?

| Criteria          | Students |
|-------------------|----------|
| STRONGLY AGREE    | 62       |
| AGREE             | 78       |
| NEUTRAL           | 13       |
| DISAGREE          | 6        |
| STRONGLY DISAGREE | 3        |
| Total             | 162      |

## Opportunity to learn & grow

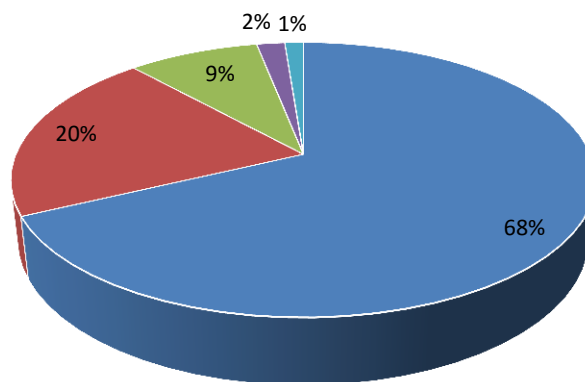


que. 10

Did Teachers inform you about your expected competencies, course outcomes &

| Criteria     | Students |
|--------------|----------|
| EVERY TIME   | 110      |
| USUALLY      | 33       |
| OCCASIONALLY | 14       |
| RARELY       | 3        |
| NEVER        | 2        |
| Total        | 162      |

### Information about competencies & outcomes

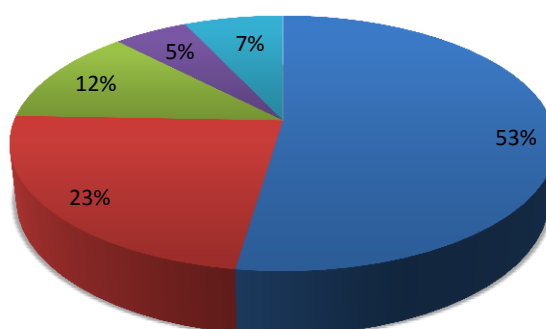


Que. 11

Does Your mentor does a necessary follow up with an assigned task to you?

| Criteria     | Students |
|--------------|----------|
| Every time   | 90       |
| Usually      | 40       |
| Occasionally | 21       |
| Rarely       | 9        |
| Never        | 12       |
| Total        | 162      |

### Mentor`s follow up

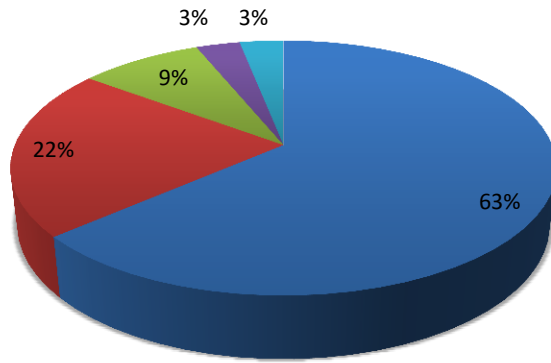


Que.12

Does The teachers illustrate the concepts through examples and applications

| Criteria     | Students |
|--------------|----------|
| Every time   | 103      |
| Usually      | 35       |
| Occasionally | 14       |
| Rarely       | 5        |
| Never        | 5        |
| Total        | 162      |

### Concept explanation

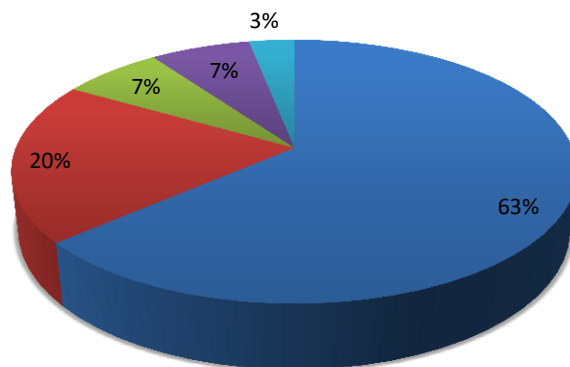


que. 13

Does The teachers identify your strengths & encourage you with providing right

| Criteria     | Students |
|--------------|----------|
| Every time   | 103      |
| Usually      | 32       |
| Occasionally | 11       |
| Rarely       | 11       |
| Never        | 5        |
| Total        | 162      |

### Identification of strengths



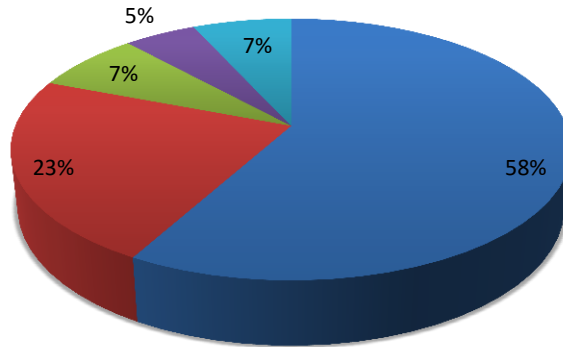
que. 14

Teachers are able to identify your weaknesses and help you to overcome them.

| Criteria     | Students |
|--------------|----------|
| Every time   | 94       |
| Usually      | 37       |
| Occasionally | 12       |
| Rarely       | 8        |

|       |     |
|-------|-----|
| Never | 11  |
| Total | 162 |

### Identification weaknswesses

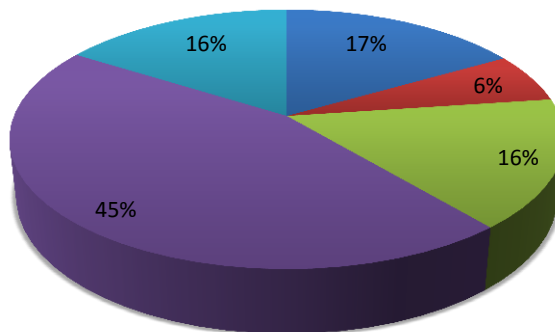


Que. 15

The institution makes effor to engage students in the monitoring , review and con quality improvement of the teaching learning process

| Criteria          | Students |
|-------------------|----------|
| STRONGLY AGREE    | 27       |
| AGREE             | 10       |
| NEUTRAL           | 26       |
| DISAGREE          | 73       |
| STRONGLY DISAGREE | 26       |
| Total             | 162      |

### Institutional Efforts



Que. 16

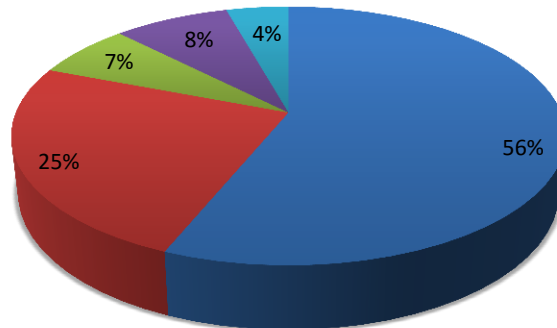
How does The institute/ teachers use student centric methods such as experientic participative learning & problem solving methodologies for enhancing learning ex

| Criteria | Students |
|----------|----------|
|----------|----------|



|                   |     |
|-------------------|-----|
| To a great extent | 91  |
| Moderate          | 40  |
| Some what         | 11  |
| Very little       | 13  |
| Not at all        | 7   |
| Total             | 162 |

### Student Centric Methods

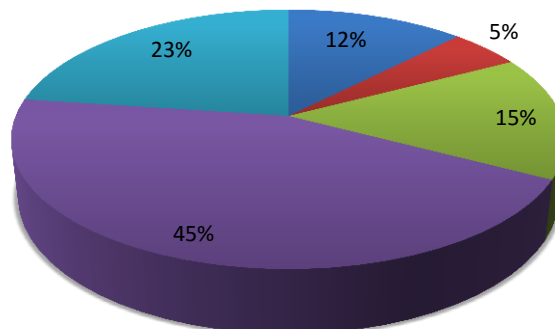


que. 17

Did Teachers encourage you to participate in extra curricular activities?

| Criteria          | Students |
|-------------------|----------|
| STRONGLY AGREE    | 20       |
| AGREE             | 8        |
| NEUTRAL           | 25       |
| DISAGREE          | 72       |
| STRONGLY DISAGREE | 37       |
| Total             | 162      |

### Encouragement in Participation of Extra curricular activi

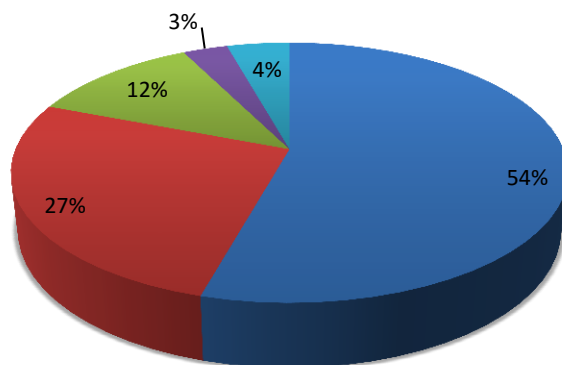


que. 18

Efforts are made by the institute / teachers to inculcate soft skills, life skills & employability skills to make you ready for the world or work.

| Criteria          | Students |
|-------------------|----------|
| To a great extent | 88       |
| Moderate          | 43       |
| Some what         | 19       |
| Very little       | 5        |
| Not at all        | 7        |
| Total             | 162      |

### Development of soft skills

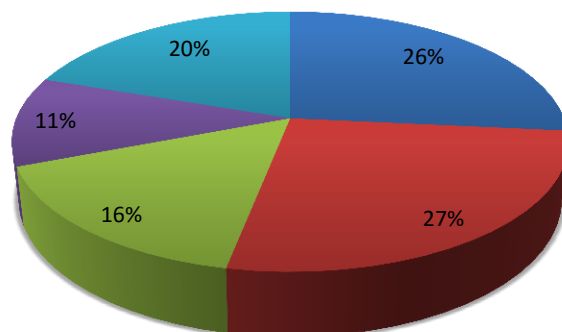


que. 19

What percentage of teachers use ICT tools such as LCD projector, multimedia etc.

| Criteria   | Students |
|------------|----------|
| Above 90 % | 43       |
| 70 - 89    | 43       |
| 50 - 69    | 26       |
| 30 - 49    | 18       |
| Below 29   | 32       |
| Total      | 162      |

### Use of ICT tools

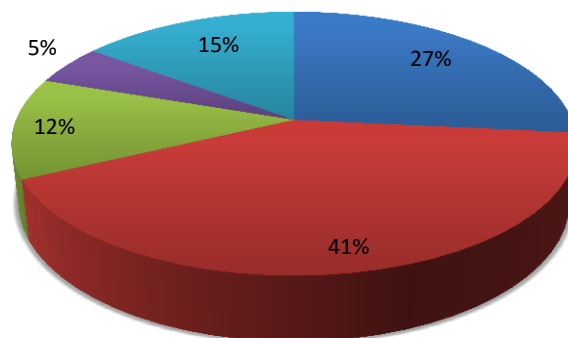


que. 20

The overall quality of teaching- learning in your institute is very good.

| Criteria          | Students |
|-------------------|----------|
| STRONGLY AGREE    | 43       |
| AGREE             | 67       |
| NEUTRAL           | 20       |
| DISAGREE          | 8        |
| STRONGLY DISAGREE | 24       |
| Total             | 162      |

### Overall Quality of Teaching Learning



### CONCLUSIONS

- 1 On average, 90 percent of the 162 students in the class agree to cover the Sy
- 2 Faculty members are punctual and well prepared for lectures.
- 3 The students communicate well with one other and with the professors, and
- 4 The teaching method of the lecturers is commendable.
- 5 Internal assessment evaluations are usually fair.
- 6 Teachers responsibly following up on the tasks that have been allocated to th
- 7 Field trips are organised by the institute/teachers.
- 8 The teaching and learning process aids in the development of social and emc
- 9 The College gives students several opportunities to learn and improve in the
- 10 Students were continuously informed about the course by the teachers.
- 11 The majority of students' performance on assignments is discussed with the
- 12 The students agreed that the lecturers were excellent and they explain the top
- 13 The teachers identify and encourage the students' strengths.
- 14 Teachers are continually on the lookout for students' flaws and work with th
- 15 The institute strives to improve the students' quality of life on a constant bas
- 16 The teachers are unanimous in their desire to employ student-centered practi
- 17 Students are always encouraged to participate in extracurricular activities by
- 18 The institute/teachers make an effort to instil soft skills and life skills.
- 19 More than 70% of students believe that more than 50 % of teachers use ICT
- 20 Out of 162 students, 68 percent agree that the overall teaching and instructio


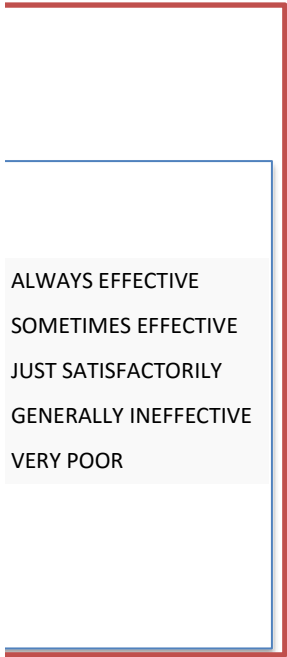

| DATA COLLECTION ONLINE             |          |                    |
|------------------------------------|----------|--------------------|
| TOTAL NUMBER OF STUDENTS CLASSWISE |          |                    |
| FACULTY                            | CLASS    | NUMBER OF STUDENTS |
|                                    | FYBA     | 1                  |
| ARTS                               | SYBA     | 13                 |
|                                    | TYBA     | 2                  |
|                                    | TOTAL    | 16                 |
| COMMERCE                           | FYBCOM   | 1                  |
|                                    | SYBCOM   | 31                 |
|                                    | TYBCOM   | 34                 |
|                                    | M.COM I  | 2                  |
|                                    | M.COM II | 11                 |
|                                    | TOTAL    | 79                 |
| SCIENCE                            | FYBSC    | 36                 |
|                                    | SYBSC    | 9                  |
|                                    | TYBSC    | 22                 |
|                                    | TOTAL    | 67                 |
|                                    |          |                    |
|                                    | TOTAL    | 162                |



COM II



- Thoroughly
- Satisfactorily
- Poorly
- Indifferently
- won't teach at all



ALWAYS EFFECTIVE  
SOMETIMES EFFECTIVE  
JUST SATISFACTORILY  
GENERALLY INEFFECTIVE  
VERY POOR

- EXCELLENT
- VERY GOOD
- GOOD
- FAIR
- POOR

- ALWAYS FAIR
- USUALLY FAIR
- SOMETIMES UNFAIR
- USUALLY UNFAIR
- UNFAIR

- EVERY TIME
- USUALLY
- OCCASIONALLY
- RARELY
- NEVER

XCHANGE ,FIELD VISIT OPPORTUNITIES FOR THE STUDENTS ?

- REGULARLY
- OFTEN
- SOMETIMES
- RARELY
- NEVER

YOU IN COGNITIVE,SOCIAL AND EMOTIONAL GROWTH ?



■ SIGNIFICANTLY

■ VERY WELL

■ MODERATELY

■ MARGINALLY

■ STRONGLY AGREE

■ AGREE

■ NEUTRAL

■ DISAGREE

■ STRONGLY DISAGREE

programme outcomes

- EVERY TIME
- USUALLY
- OCCASIONALLY
- RARELY
- NEVER

- Every time
- Usually
- Occasionally
- Rarely
- Never

- Every time
- Usually
- Occasionally
- Rarely
- Never

level of challenges.

- Every time
- Usually
- Occasionally
- Rarely
- Never

- Every time
- Usually
- Occasionally
- Rarely
- Never

tinuous

- STRONGLY AGREE
- AGREE
- NEUTRAL
- DISAGREE
- STRONGLY DISAGREE

al learning,  
periences.

■ To a great extent

■ Moderate

■ Some what

■ Very little

■ Not at all

## ties

■ STRONGLY AGREE

■ AGREE

■ NEUTRAL

■ DISAGREE

■ STRONGLY DISAGREE

- To a great extent
- Moderate
- Some what
- Very little
- Not at all

while teaching.

- Above 90 %
- 70 - 89
- 50 - 69
- 30 - 49
- Below 29



■ STRONGLY AGREE  
■ AGREE  
■ NEUTRAL  
■ DISAGREE  
■ STRONGLY DISAGREE

llabus in online Lectures.

they discuss difficulties in a

re students.

otional attitudes in students.  
ir lives.

n.  
pics by examples and applications

em to overcome them.

is.

ses.

their teachers.

equipment like LCD projectors and multimedia in the classroom.  
n is good.